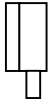






**ORDERING GUIDE FOR  
THERMOMETERS**



Ordering a particular Budenberg Thermometer is an easy process. This guide shows an example of how to specify the exact type of Budenberg Thermometer required. Codes for optional features are listed on the back of each product data sheet. Add these codes at the end of the product code when necessary.

**SAMPLE**

|                        |               |   |   |   |  |   |
|------------------------|---------------|---|---|---|--|---|
| <b>Model Number</b>    | <b>BT640V</b> | View Models we offer in our PRODUCT RANGE datasheet.  |   |   |  |   |
| <b>Dial Size</b>       | <b>10</b>     | 10  | 100 mm  |   |  |   |
|                        |               | 13  | 130 mm  |   |  |   |
|                        |               | 15  | 150 mm  |   |  |   |
| <b>Mounting</b>        | <b>A</b>      |    |  |  |  |  |
|                        |               | A   | B   | C   | D  | E   |
|                        |               | A Direct Mount Bottom Entry<br>B Surface Mount Bottom Entry with Wall / Back Flange<br>C Direct Mount Rear Entry<br>D Flush Panel Mount Rear Entry with 3 Hole Front Flange<br>E Flush Panel Mount Rear Entry with U Bracket<br>Type E is not available on Safety Pattern (GP) Gauges |   |   |  |   |
| <b>Connection Size</b> | <b>1</b>      | 1   | 1/2"  |   |  |   |
|                        |               | 2   | 3/4"  |   |  |   |
| <b>Thread Type</b>     | <b>1</b>      | 1   | NPT   |   |  |   |
|                        |               | 2   | BSP Taper   |   |  |   |
| <b>Range</b>           | <b>200</b>    | 200   | Maximum Temperature Range   |   |  |   |
| <b>Scale Type</b>      | <b>C</b>      | C   | Celsius   |   |  |   |
|                        |               | F   | Fahrenheit  |   |  |   |
|                        |               | D   | Dual Celsius and Fahrenheit   |   |  |   |
| <b>Options</b>         | <b>LSG</b>    | LSG   | Laminated Safety Glass  |   |  |   |
|                        |               | O   | Other options are available, refer to other product datasheets.                   |   |  |   |

**BT460V10A11200C-LSG**

BT640V, 100mm dial size, Direct Mount Bottom Entry, 1/2" NPT, 0/200°C, Laminated Safety Glass.